

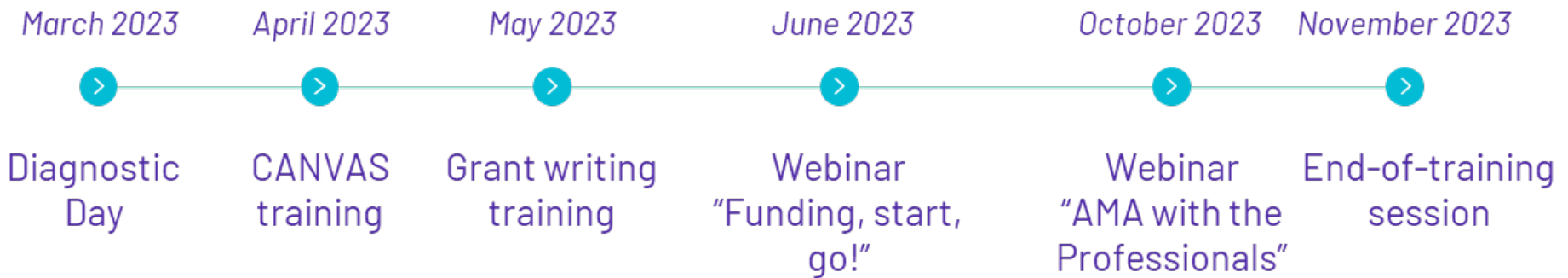
/// TTOPSTART for



Training program "Steer your career"



1-year Planning (15 participants)



- March 2023, Diagnostic Day event (1-day event during Young@Heart Spring event)
- April 2023, CANVAS training (in-person 1-day event, location TBD)
- May 2023, Grant writing training (in-person 1-day event, location TBD)
- June 2023, webinar "Funding, start, go!" (online event)
- October 2023, webinar "AMA with the Professionals" (online event)
- November 2023, End-of-training session (in-person 1-hour session during Young@Heart Fall event)

Diagnostic days “What else?”

One-on-one discussions with each participant to provide career advices.

- Profile snapshot to fill-in and send prior to the event
- Short pitch on strengths & weaknesses + interests
- Discussion and recommendations from consultant + ambassador DCVA leadership program

CANVAS training

Helps each participant to identify current challenges and develop individual research strategies

Collaborations

- Industry
- Non-profit sector
- Complementary research groups
- International

Scientific excellence

- KOLs in group
- Young talent
- Unique expertise

Infrastructure

- Cohorts
- Biobanks
- Instrumentation

Research focus

- Strong vision
- Aligned with Europe
- Unique selling points
- Potential

Marketing and communications

- Website
- Marketing
- Conferences

Valorizations

- Industry sponsors
- Spin-off activity
- Valorization strategy

Impact

- Societal
- Economic
- Clinical
- Sustainability

Subsidy culture

- Subsidy identification and selection
- Internal grant writing and review policy

Scientific output

- High impact publications
- Patent flow
- PhD promotions
- Prizes and grants

CANVAS training

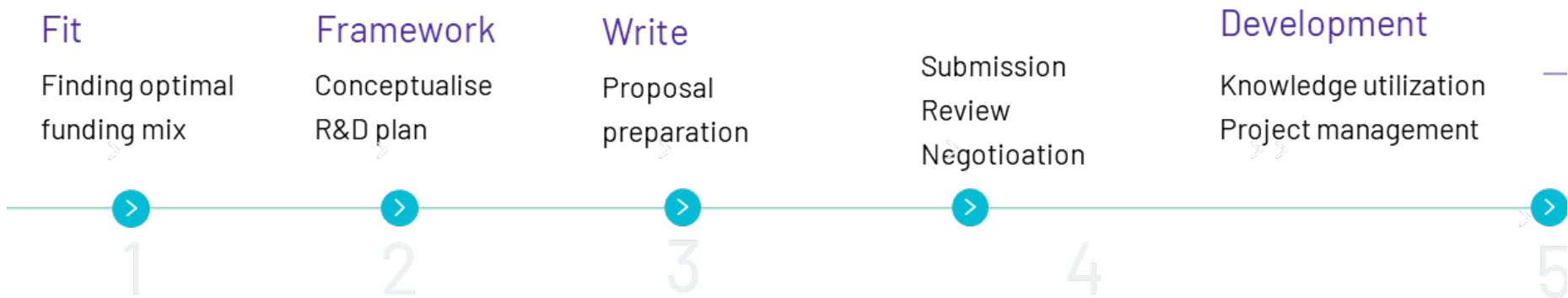
Time	Topic	Content
10:00 - 10:20	Introduction	Introduction trainers and participants
10:20 - 10:50	Baseline and context	Theory/Brainstorm
10:50 - 11:15	COFFEE BREAK	
11:15 - 12:00	Introduction of the Research Strategy and Funding Canvas tool	Theory/Brainstorm
12:00 - 13:00	LUNCH BREAK	
13:00 - 13:30	Break out group topic: "Research focus"	Practice
13:30 - 13:45	Plenary discussion	Discussion learnings
13:45 - 14:30	Break out group topic : "Impact"	Practice
14:30 - 14:45	BREAK	
14:45 - 15:00	Plenary discussion	Discussion learnings
15:00 - 15:45	Break out group topic: "Collaborations"	Practice
15:45 - 16:00	Plenary discussion	Discussion learnings
16:00 - 16:15	BREAK	
16:15 -16:45	The Canvas as tool to create a funding roadmap	Theory/Brainstorm
16:45 - 17:00	Plenary discussion and Closing Q&A	Discussion learnings

Grant writing training

Supports researchers to gain understanding of the pillars of successful grant writing.

FFWD METHOD

ttopstart has developed the FFWD model to **fast forward ideas from an innovative vision to a winning proposal**. We specialise in impact, for the consortium and for society.



The Tools - Grant writing training

Time	Topic	Content
10:00 - 10:20	Introduction	Introduction trainers and participants
10:20 - 10:40	FIT & FRAMEWORK	Theory
10:40 - 11:30	Exercise: Let's apply the BIG PYRAMID	Challenge&Solution of your abstract
11:30 - 12:00	Plenary discussion	Discussion learnings
12:00 - 13:00	LUNCH BREAK	
13:00 - 13:20	WRITE	Theory
13:20 - 14:15	Exercise: Minto style writing	Re-write your abstract
14:15 - 14:30	Plenary discussion	Discussion learnings
14:30 - 14:45	BREAK	
14:45 - 15:00	DEVELOPMENT (IMPACT)	Theory
15:00 - 15:30	Exercise: Impact BIG PYRAMID	Review your impact sections
15:30 - 15:45	Plenary discussion	Discussion learnings
15:45 - 16:00	BREAK	
16:00 -16:10	DEVELOPMENT (STAKEHOLDERS)	Theory
16:10 - 16:30	Exercise: Stakeholders and exploitation	Strengthen your exploitation strategy
16:30 - 16:45	Plenary discussion	Discussion learnings
16:45 - 17:00	Closing Q&A	Final remarks & questions

Webinar “Fundings, start, go!”

Online event to promote the fundings opportunities within reach of the participants in the short- and mid-term.

AMA with the Professionals

Online AMA (Ask Me Anything) during which the participants will have the opportunity to listen to the stories and ask questions to different professionals with their similar (academic) background:

- PhDs who stayed in Academia;
- PhDs working in biotech companies;
- PhDs working in consultancy companies;
- PhDs working for the Government.

From this initiative, we will extract the content for a FAQ webpage to make available to all participants at the end of the training program.

Your team



Marie Günthel



Rocío Díez Arazola



Federica De Majo

PNO Academy

The PNO Academy is an online knowledge platform accessible from laptop, tablet, or smartphone that subscribers can use everywhere they go, whenever they want. The PNO Academy will be used to share the online content of the training series “Steer your Career”.



CONNECTING AMBITIONS

INTRODUCING:

THE PNO ACADEMY

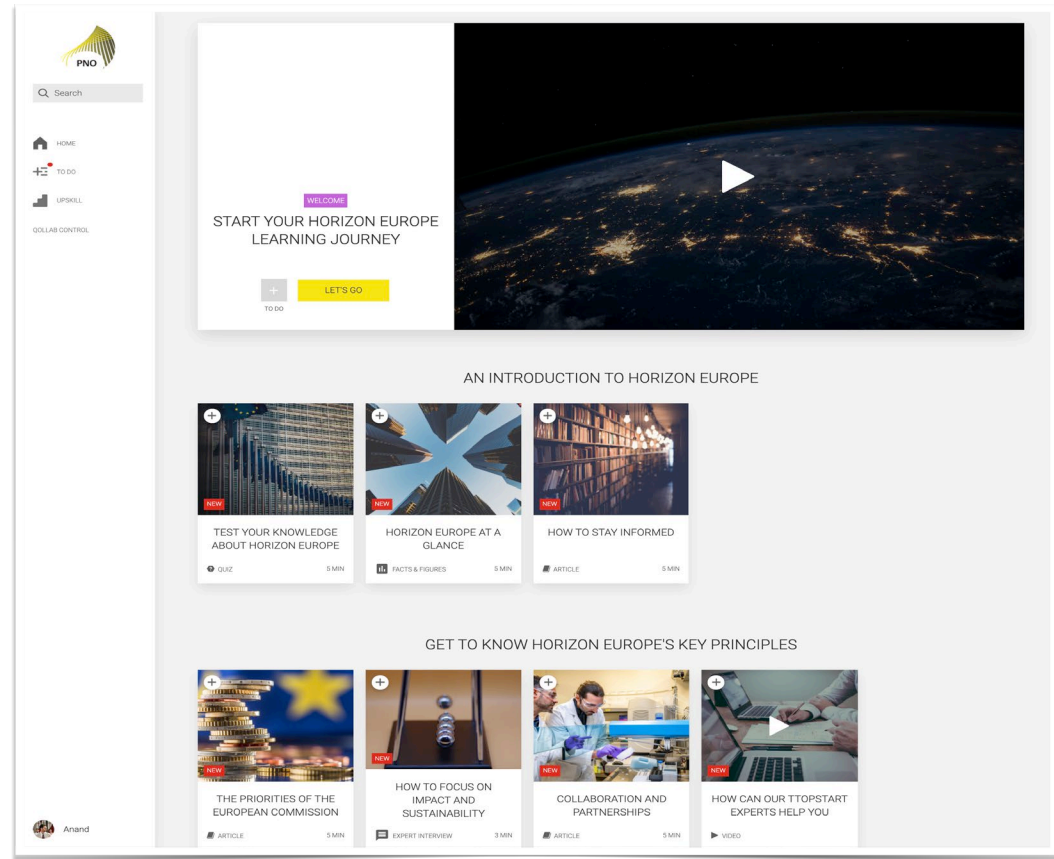
LEARN TO MASTER EU FUNDING TO PERFECTION

WWW.PNOCONSULTANTS.NL

The PNO Academy provides you with the essential insights to use EU funds to their full potential

On various topics, the PNO Academy offers:

- Frequent live webinars
- Expert interviews
- eLearning modules
- Blended courses
- Tailor made training programs



The screenshot displays the PNO Academy website interface. On the left is a navigation menu with icons for HOME, TO DO, UP SKILL, and COLLAB CONTROL. A search bar is located below the menu. The main content area features a large video player with a play button and the text "START YOUR HORIZON EUROPE LEARNING JOURNEY" and a "LET'S GO" button. Below this is a section titled "AN INTRODUCTION TO HORIZON EUROPE" containing three cards: "TEST YOUR KNOWLEDGE ABOUT HORIZON EUROPE" (QUIZ, 5 MIN), "HORIZON EUROPE AT A GLANCE" (FACTS & FIGURES, 5 MIN), and "HOW TO STAY INFORMED" (ARTICLE, 5 MIN). The next section is "GET TO KNOW HORIZON EUROPE'S KEY PRINCIPLES" with four cards: "THE PRIORITIES OF THE EUROPEAN COMMISSION" (ARTICLE, 5 MIN), "HOW TO FOCUS ON IMPACT AND SUSTAINABILITY" (EXPERT INTERVIEW, 3 MIN), "COLLABORATION AND PARTNERSHIPS" (ARTICLE, 5 MIN), and "HOW CAN OUR TOP START EXPERTS HELP YOU" (VIDEO).